

POWER Library E-Resource Statistics

This document covers how to obtain statistics for your library for the use of POWER Library electronic resources for the date range of January 1, 2017 to the present. *For dates earlier than January 1, 2017, please visit the Archive Statistics.*

Logging In

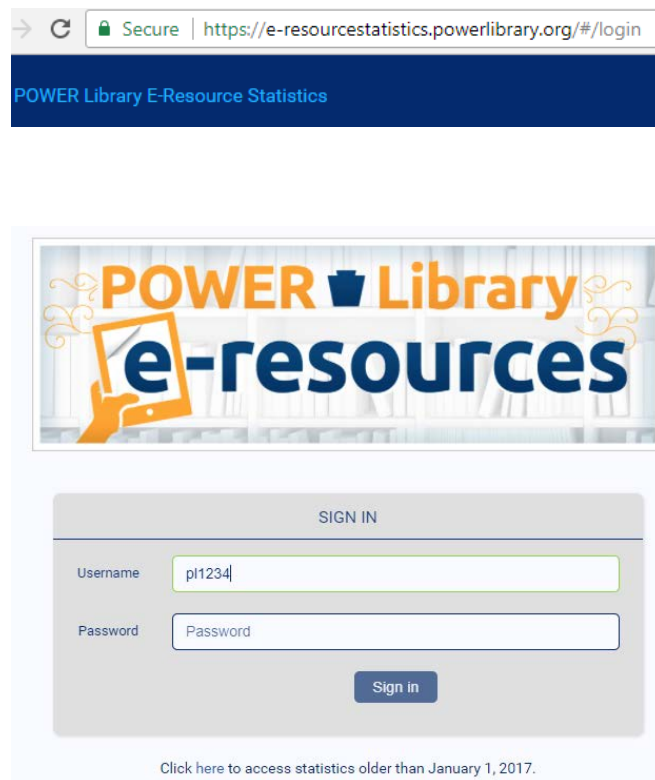
Go to the Statistics Module Link:

<https://e-resourcestatistics.powerlibrary.org>

(This will also be linked directly from the For Librarians section of the POWER Library portal, in the [Statistics page](#) of the E-Resources section.)

Username: PL code of your library, case-insensitive, in the form of pl####

Password: *[This is the default documentation password that does not change. If you need the password, please contact HSLC support at support@hslc.org]*



→ Secure | <https://e-resourcestatistics.powerlibrary.org/#/login>

POWER Library E-Resource Statistics

POWER Library
e-resources

SIGN IN

Username

Password

[Click here to access statistics older than January 1, 2017.](#)

If you do not know the PL code for your library, you can find it by consulting our [Link Generator](#):

On the Link Generator page, type in the name of your library and click **Generate Links**. At the end of each e-resource URL you will see the PL code for your library in the form of pl#####.

Example:

Library Name: **Generate Links** **Clear Links**

All POWER Library E-Resources

Alphabetical List

<https://www.powerlibrary.org/e-resources/?all=y&ID=PL1501>

Subject List

<https://www.powerlibrary.org/e-resources/?subject=y?ID=PL1501>

Running a Statistics Report

Select Your Dates:

Choose the date range that you wish to report on from the month and year boxes at the top of the screen. You will see the date that the statistics were last updated, so that you will know when the last business month of data has been loaded.

REPORTS

Statistics last updated on 12/19/2017

From Month:	To Month:	Report Type:
<input type="text" value="11"/>	<input type="text" value="11"/>	<input type="text" value="Database Report"/>
From Year:	To Year:	
<input type="text" value="2017"/>	<input type="text" value="2017"/>	

Choose your type of report:

- Database Report – to report on usage for all POWER Library databases
- Top 10 Report – to report on the top 10 most used databases in your library

Select the library to report on:

You can start typing the name or the PL code of the library for which you would like to see statistics. Select the name of the library and click the right arrow to add that library to the report. You can add multiple libraries into one report if you need to collect statistics for multiple branches, libraries or schools in a district. To remove a library from the selected list, highlight its name and click the left arrow

to remove it.

Select the libraries to be added to your report:

Library List Selected Libraries:

search for libraries

PL1002 - Marshall Elementary School
PL1003 - Peebles Elementary School
PL1004 - Highcliff Elementary School
PL1005 - McIntyre Elementary School
PL1006 - Montgomery Area Public Library
PL1007 - Perrysville Elementary School
PL1008 - Ross Elementary School
PL1009 - Seville Elementary School
PL1010 - West View Elementary School
PL1011 - Avalon Elementary School
PL1012 - Bellevue Elementary School

All Libraries

PL1984 - Cambria County Library

Select the report output

You have 3 different report output formats to choose:

Output To:

Screen PDF Excel

Run Report

- Screen – Screen will display your report in the browser. This choice is very useful for testing.
- PDF – PDF will generate a PDF file inline in your browser. This choice is very useful to save for later viewing and sharing.
- Excel – Excel will generate a Microsoft Excel file. This choice is very useful if you need to collate and manipulate data for summarizing and reporting purposes.

Click **Run Report** to run your report and generate your selected output format.

To return to the Reports screen, click on the **Reports** button on the left side of the screen. Your library selections will remain chosen during your session, but will not remain after you have logged out.



Example Output

The Database Report will show, per database, the total number of logins (accesses to the link) to the database, the number of searches made, and the number of items viewed for the time period you selected. “Internal” refers to usage on-site or on your library/school network. “Remote” refers to access off-site. Public libraries’ remote usage reflects the use of a public library barcode or virtual eCard. School libraries’ remote usage is reflected to the generic PL Code login for virtual eCard usage, PL7321.

REPORTS

Home / Reports

Database Name	Library Code	Library Name	Logins (Internal)	Logins (Remote)	Searches (Internal)	Searches (Remote)	Items Viewed (Internal)	Items Viewed (Remote)
Academic Search Main Edition	PL1984	Cambria County Library	0	4	0	7	0	4
Subtotal for Academic Search Main Edition			0	4	0	7	0	4
Associated Press Images Collection	PL1984	Cambria County Library	1	0	1	0	0	0
Subtotal for Associated Press Images Collection			1	0	1	0	0	0
BookFlix	PL1984	Cambria County Library	3	1	0	0	1	0
Subtotal for BookFlix			3	1	0	0	1	0
Business Source Main Edition	PL1984	Cambria County Library	0	3	0	7	0	0
Subtotal for Business Source Main Edition			0	3	0	7	0	0
Consumer Health Complete	PL1984	Cambria County Library	0	1	0	1	0	0
Subtotal for Consumer Health Complete			0	1	0	1	0	0
Cybersmarts	PL1984	Cambria County Library	0	0	0	0	0	0
Subtotal for Cybersmarts			0	0	0	0	0	0
eBook Collection (EBSCOhost)	PL1984	Cambria County Library	1	3	5	7	0	0
Subtotal for eBook Collection (EBSCOhost)			1	3	5	7	0	0
GreenFILE	PL1984	Cambria County Library	0	4	0	8	0	0

If you selected multiple libraries to report on, you will see a breakdown for each database per library, and then a grand total.

Database Name	Library Code	Library Name	Logins (Internal)	Logins (Remote)	Searches (Internal)	Searches (Remote)	Items Viewed (Internal)	Items Viewed (Remote)
BookFlix	PL1997	Carbondale Public Library	1	1	0	0	0	0
BookFlix	PL2102	Dalton Community Library	1	4	0	0	0	2
Subtotal for BookFlix			2	5	0	0	0	2
Cybersmarts	PL1997	Carbondale Public Library	0	0	0	0	0	0
Cybersmarts	PL2102	Dalton Community Library	0	0	0	0	0	0
Cybersmarts	PL2915	Taylor Community Library	0	0	0	0	0	0
Subtotal for Cybersmarts			0	0	0	0	0	0
SIRS Discoverer Public	PL1997	Carbondale Public Library	1	2	0	0	0	0
SIRS Discoverer Public	PL2102	Dalton Community Library	1	1	0	0	0	0
SIRS Discoverer Public	PL2915	Taylor Community Library	0	1	0	0	0	0
Subtotal for SIRS Discoverer Public			2	4	0	0	0	0
TrueFlix	PL1997	Carbondale Public Library	0	0	0	0	0	0
TrueFlix	PL2102	Dalton Community Library	0	0	0	0	0	0
Subtotal for TrueFlix			0	0	0	0	0	0
GRAND TOTAL			4	9	0	0	0	2

Here is the same report in PDF output. You can click on the icons on the top right corner to download or print the report. You can zoom in or out to make the report larger on screen using the full-screen, plus and minus controls on the bottom right corner.

PL1234_112017_statistics_1514396686280.pdf 1 / 1

Database Report - From 11/2017 to 11/2017

Database Name	Library Code	Library Name	Logins (Internal)	Logins (Remote)	Searches (Internal)	Searches (Remote)	Items Viewed (Internal)	Items Viewed (Remote)
SIRS Discoverer Public	PL1997	Carbondale Public Library	1	2	0	0	0	0
SIRS Discoverer Public	PL2102	Dalton Community Library	1	1	0	0	0	0
SIRS Discoverer Public	PL2915	Taylor Community Library	0	1	0	0	0	0
Subtotal for SIRS Discoverer Public			2	4	0	0	0	0
CyberSmarts	PL1997	Carbondale Public Library	0	0	0	0	0	0
CyberSmarts	PL2102	Dalton Community Library	0	0	0	0	0	0
CyberSmarts	PL2915	Taylor Community Library	0	0	0	0	0	0
Subtotal for CyberSmarts			0	0	0	0	0	0
BookFlix	PL1997	Carbondale Public Library	1	1	0	0	0	0
BookFlix	PL2102	Dalton Community Library	1	4	0	0	0	2
Subtotal for BookFlix			2	5	0	0	0	2
TrueFlix	PL1997	Carbondale Public Library	0	0	0	0	0	0
TrueFlix	PL2102	Dalton Community Library	0	0	0	0	0	0
Subtotal for TrueFlix			0	0	0	0	0	0
GRAND TOTAL			4	9	0	0	0	2


If you click the Download button, by default, your file will be named with the name of the **PL code of the library you logged in as**, not as the library you are reporting on (In this example, PL1234 ...). You can change the file name at the moment of saving the file, or later from your operating system.

File name:

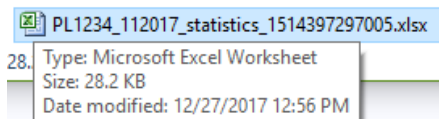
Save as type:

Here is the same report in Excel format. If you choose Excel as your output type, you will be prompted to download the file.

REPORTS

 Download Excel File

When you click the **Download Excel File** button, it will download the file to your default Downloads directory on your computer. By default, your file will be named with the name of the **PL code of the library you logged in as**, not as the library you are reporting on (In this example, PL1234 ...). You can change the file name at the moment of saving the file, or later from within your operating system.



Here is the same report as viewed in Excel:

Database Report								
From 11/2017 to 11/2017								
Database Name	Library Code	Library Name	Logins (Internal)	Logins (Remote)	Searches (Internal)	Searches (Remote)	Items Viewed (Internal)	Items Viewed (Remote)
SIRS Discoverer Public	PL1997	Carbondale Public Library	1	2	0	0	0	0
SIRS Discoverer Public	PL2102	Dalton Community Library	1	1	0	0	0	0
SIRS Discoverer Public	PL2915	Taylor Community Library	0	1	0	0	0	0
Subtotal for SIRS Discoverer Public			2	4	0	0	0	0
Cybersmarts	PL1997	Carbondale Public Library	0	0	0	0	0	0
Cybersmarts	PL2102	Dalton Community Library	0	0	0	0	0	0
Cybersmarts	PL2915	Taylor Community Library	0	0	0	0	0	0
Subtotal for Cybersmarts			0	0	0	0	0	0
BookFix	PL1997	Carbondale Public Library	1	1	0	0	0	0
BookFix	PL2102	Dalton Community Library	1	4	0	0	0	2
Subtotal for BookFix			2	5	0	0	0	2
TrueFix	PL1997	Carbondale Public Library	0	0	0	0	0	0
TrueFix	PL2102	Dalton Community Library	0	0	0	0	0	0
Subtotal for TrueFix			0	0	0	0	0	0
GRAND TOTAL			4	9	0	0	0	2

Once in Excel, you can perform the same types of data manipulation for reporting (sums, graphs, charts) as you are used to doing.

Here is an example **Top Ten Report** for the timeframe of January-November, 2017, showing the most popular logins, searches and items viewed among the e-resources for a large library system.

REPORTS

Top 10: Logins (Internal)		Top 10: Logins (Remote)		Top 10: Searches (Internal)	
EBSCO Web News	4,838	EBSCO MasterFILE Main Edition	3,130	EBSCO Web News	12,627
EBSCO Newswires	4,837	Scholastic BookFix	2,652	EBSCO Newswires	12,622
EBSCO eBook Collection (EBSCOhost)	4,497	EBSCO Newspaper Source Plus	1,465	EBSCO eBook Collection (EBSCOhost)	9,472
EBSCO MasterFILE Main Edition	885	EBSCO GreenFILE	1,037	EBSCO MasterFILE Main Edition	1,882
EBSCO Teacher Reference Center	704	EBSCO Teacher Reference Center	990	EBSCO Newspaper Source Plus	1,610
EBSCO Middle Search Main Edition	627	EBSCO Middle Search Main Edition	976	EBSCO Teacher Reference Center	1,559
EBSCO Newspaper Source Plus	616	EBSCO Consumer Health Complete	856	EBSCO Middle Search Main Edition	1,351
EBSCO Primary Search Main Edition	477	EBSCO Business Source Main Edition	679	EBSCO Primary Search Main Edition	1,186
EBSCO GreenFILE	401	EBSCO Academic Search Main Edition	575	EBSCO GreenFILE	963
EBSCO Academic Search Main Edition	382	EBSCO Science Reference Center	571	ProQuest SIRS Discoverer K12	950

Top 10: Searches (Remote)		Top 10: Items Viewed (Internal)		Top 10: Items Viewed (Remote)	
EBSCO MasterFILE Main Edition	9,602	EBSCO eBook Collection (EBSCOhost)	7,739	EBSCO MasterFILE Main Edition	11,169
EBSCO Newspaper Source Plus	4,444	EBSCO MasterFILE Main Edition	1,841	EBSCO Newspaper Source Plus	2,276
EBSCO GreenFILE	3,258	EBSCO Newspaper Source Plus	764	EBSCO Business Source Main Edition	1,803
EBSCO Middle Search Main Edition	3,018	EBSCO Academic Search Main Edition	619	EBSCO Science Reference Center	1,722
EBSCO Teacher Reference Center	3,008	EBSCO Consumer Health Complete	522	EBSCO Consumer Health Complete	1,525
EBSCO Business Source Main Edition	2,401	ProQuest SIRS Discoverer K12	452	Scholastic BookFix	1,344
EBSCO Consumer Health Complete	2,119	EBSCO Science Reference Center	389	EBSCO GreenFILE	1,250
EBSCO Primary Search Main Edition	1,576	EBSCO Middle Search Main Edition	383	EBSCO Academic Search Main Edition	1,131
EBSCO Library, Information Science & Technology Abstracts	1,562	EBSCO Library, Information Science & Technology Abstracts	366	EBSCO Library, Information Science & Technology Abstracts	673
EBSCO Academic Search Main Edition	1,373	EBSCO Teacher Reference Center	358	EBSCO Middle Search Main Edition	549

Here is the same report viewed as a PDF:

PL1234_012017_top10_statistics_1514403266306.pdf 1 / 1

From 01/2017 to 11/2017

Top 10 Logins (Internal)		Top 10 Logins (Remote)		Top 10 Searches (Internal)	
web News	4,838	MasterFILE Main Edition	3,130	web News	12,627
Newswires	4,837	BookFlix	2,652	Newswires	12,622
eBook Collection (EBSCOhost)	4,497	Newspaper Source Plus	1,465	eBook Collection (EBSCOhost)	9,472
MasterFILE Main Edition	885	GreenFILE	1,037	MasterFILE Main Edition	1,882
Teacher Reference Center	704	Teacher Reference Center	990	Newspaper Source Plus	1,610
Middle Search Main Edition	627	Middle Search Main Edition	976	Teacher Reference Center	1,559
Newspaper Source Plus	616	Consumer Health Complete	856	Middle Search Main Edition	1,351
Primary Search Main Edition	477	Business Source Main Edition	679	Primary Search Main Edition	1,186
GreenFILE	401	Academic Search Main Edition	575	GreenFILE	963
Academic Search Main Edition	382	Science Reference Center	571	SIRS Discoverer K12	950

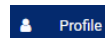
Top 10 Searches (Remote)		Top 10 Items Viewed (Internal)		Top 10 Items Viewed (Remote)	
MasterFILE Main Edition	9,602	eBook Collection (EBSCOhost)	7,739	MasterFILE Main Edition	11,169
Newspaper Source Plus	4,444	MasterFILE Main Edition	1,841	Newspaper Source Plus	2,276
GreenFILE	3,258	Newspaper Source Plus	764	Business Source Main Edition	1,803
Middle Search Main Edition	3,018	Academic Search Main Edition	619	Science Reference Center	1,722
Teacher Reference Center	3,008	Consumer Health Complete	522	Consumer Health Complete	1,525
Business Source Main Edition	2,401	SIRS Discoverer K12	452	BookFlix	1,344
Consumer Health Complete	2,119	Science Reference Center	389	GreenFILE	1,250
Primary Search Main Edition	1,576	Middle Search Main Edition	383	Academic Search Main Edition	1,131
Library, Information Science & Technology Abstracts	1,562	Library, Information Science & Technology Abstracts	366	Library, Information Science & Technology Abstracts	673
Academic Search Main Edition	1,373	Teacher Reference Center	358	Middle Search Main Edition	549

Here is the same report viewed in Excel:

Top 10 Report					
From 01/2017 to 11/2017					
Top 10 Logins (Internal)		Top 10 Logins (Remote)		Top 10 Searches (Internal)	
Web News	4838	MasterFILE Main Edition	3130	Web News	12627
Newswires	4837	BookFlix	2652	Newswires	12622
eBook Collection (EBSCOhost)	4497	Newspaper Source Plus	1465	eBook Collection (EBSCOhost)	9472
MasterFILE Main Edition	885	GreenFILE	1037	MasterFILE Main Edition	1882
Teacher Reference Center	704	Teacher Reference Center	990	Newspaper Source Plus	1610
Middle Search Main Edition	627	Middle Search Main Edition	976	Teacher Reference Center	1559
Newspaper Source Plus	616	Consumer Health Complete	856	Middle Search Main Edition	1351
Primary Search Main Edition	477	Business Source Main Edition	679	Primary Search Main Edition	1186
GreenFILE	401	Academic Search Main Edition	575	GreenFILE	963
Academic Search Main Edition	382	Science Reference Center	571	SIRS Discoverer K12	950
Top 10 Searches (Remote)		Top 10 Items Viewed (Internal)		Top 10 Items Viewed (Remote)	
MasterFILE Main Edition	9602	eBook Collection (EBSCOhost)	7739	MasterFILE Main Edition	11169
Newspaper Source Plus	4444	MasterFILE Main Edition	1841	Newspaper Source Plus	2276
GreenFILE	3258	Newspaper Source Plus	764	Business Source Main Edition	1803
Middle Search Main Edition	3018	Academic Search Main Edition	619	Science Reference Center	1722
Teacher Reference Center	3008	Consumer Health Complete	522	Consumer Health Complete	1525
Business Source Main Edition	2401	SIRS Discoverer K12	452	BookFlix	1344
Consumer Health Complete	2119	Science Reference Center	389	GreenFILE	1250
Primary Search Main Edition	1576	Middle Search Main Edition	383	Academic Search Main Edition	1131
Library, Information Science & Technology Abstracts	1562	Library, Information Science & Technology Abstracts	366	Library, Information Science & Technology Abstracts	673
Academic Search Main Edition	1373	Teacher Reference Center	358	Middle Search Main Edition	549

Setting Up Your Library Profile

You can access your user profile by clicking on the Profile button at the top left of the screen.



Generating Monthly Reports

You can setup a monthly report to be emailed to you when new statistics for the business month are ready. Enter your user profile and choose **Edit Profile**. Add a valid email address to the email address line. Change the **Email Monthly Report** selection to **Yes**.

Configure your monthly report choice just as you would run a regular report. You have a choice of PDF

or Excel output to be emailed to you as an email attachment. Click **Save** to save your preferences. Your report will be emailed to you the next time statistics are available for the next business month.

PROFILE

Username: PL1234

Email address:
youremail@yourdomain.org

Email Monthly Report:
 Yes No

Report Type(s) to Email:
 Database Report Top 10 Report

Report Parameters:
 All Libraries
 Library List

search for libraries

- PL1226 - Mountain View Elementary School (Kinsley)
- PL1227 - Cleona Elementary School
- PL1228 - North Annville Elementary School
- PL1229 - Annville Elementary School
- PL1232 - Scottdale Elementary School
- PL1235 - Fort Allen Elementary School
- PL1236 - Maxwell Elementary School
- PL1237 - Stanwood Elementary School
- PL1238 - West Hempfield Elementary School
- PL1239 - West Point Elementary School
- PL1240 - Grandview Elementary School (Derry)

Selected Libraries:
PL1234 - Bovard Elementary School

Format:
 PDF Excel

Cancel Save

Passwords

By default, the password for every PL code is powerweb. As every library has open access to view any library's statistics, there is no reason to change this password from the default.

Known Issues

1. SIRS Discoverer – If you are from a *Public Library*, your usage of Proquest SIRS Discoverer may read as “K-12” for the months of January to June, 2017. Please ignore this K-12 designation.
2. NOPLCODE – If for any reason we could not match a library's statistics from the legacy IU29 system to our new Auto-Graphics system using a unique PL code, some statistics may have wound up under the generic code of 'NOPLCODE'. You can see these numbers by selecting the PL Code of **NOPLCODE** for a report. If you are concerned that some of your library's data is not showing up in the new reports, please contact HSLC Support.
3. Supported Internet Browsers – Microsoft Edge or Internet Explorer are not supported by this interface and will not function well. Please use Chrome, Firefox, Safari or another browser.
4. File Naming – By default, your downloaded files will be named with the name of the **PL code of the library you logged in as**, not as the library you are reporting on (In this example, PL1234 ...). You can change the file name at the moment of saving the file, or later from your operating system.
5. Email Whitelisting – Some email systems may mark our statistical report emails as spam or junk. To avoid this, and ensure that you receive your monthly reports, whitelist or ask your IT staff to whitelist **auto-graphics.com, powerlibrary.org and hslc.org** in your email system.

If you need support for statistics, please use the [Technical Support Form](#) to contact HSLC Support.